

Singapore Cancer Society

Research Portal Training Manual

Submitting Research Application

Research Portal Training Manual (Submitting Research Application)

The Singapore Cancer Society (SCS) Cancer Research Grant aims at delivering holistic patient care and hence it is open to all researchers from various cancer related disciplines, healthcare institutions and organizations in Singapore; from the public, private and voluntary sectors, which are involved in cancer care and/or research.

The SCS Research Portal (<https://portal.singaporecancersociety.org.sg/>) is to allow researchers to submit online applications to SCS Cancer Research Grant.

IMPORTANT:

Only the Principal Investigator (PI) can submit an application. Only one application per Principal Investigator per grant cycle is permitted.

Prior to submitting the grant application, please make sure you have understood the Training Manual.


Please email research@singaporecancersociety.org.sg should you need further clarification or assistance.

Documents Required for the Online Submission

You will need to upload the following required documents to complete your grant application. Please get the documents ready before you apply:

- Last 4 characters of NRIC, passport, or FIN (e.g., “567A” from the full NRIC number of “S1234567A”; “5678” from the full passport number of “K12345678”)
- Completed, duly signed application form (Annex A)
 - Section 1 – Application cover sheet
 - Section 2 – Personal particulars of principal investigator
 - Section 3 – Research team
 - Section 4 – Undertaking by Host Institution
- Compiled CVs of PI, co-Investigators, and collaborators (Annex B)
- Abstract (Annex C)
- Research proposal (Annex D)
- Other supporting documents, if any (e.g., IRB approval letter)

1. Go to Singapore Cancer Society Portal (<https://portal.singaporecancersociety.org.sg/>) and click on “Raise Research Application”.



2. During your submission, you will be directed to the home page of SCS Research Grant Application if the Singapore Cancer Society grant call is open. Please click on “**READ MORE**” for more details on the grant call.



3. When you are ready to submit the grant application, click on “REGISTER NOW”.



SINGAPORE CANCER SOCIETY

WELCOME TO SINGAPORE CANCER SOCIETY PORTAL

CONTACT US

Research Grant Application

SCS Cancer Research Grant 2024

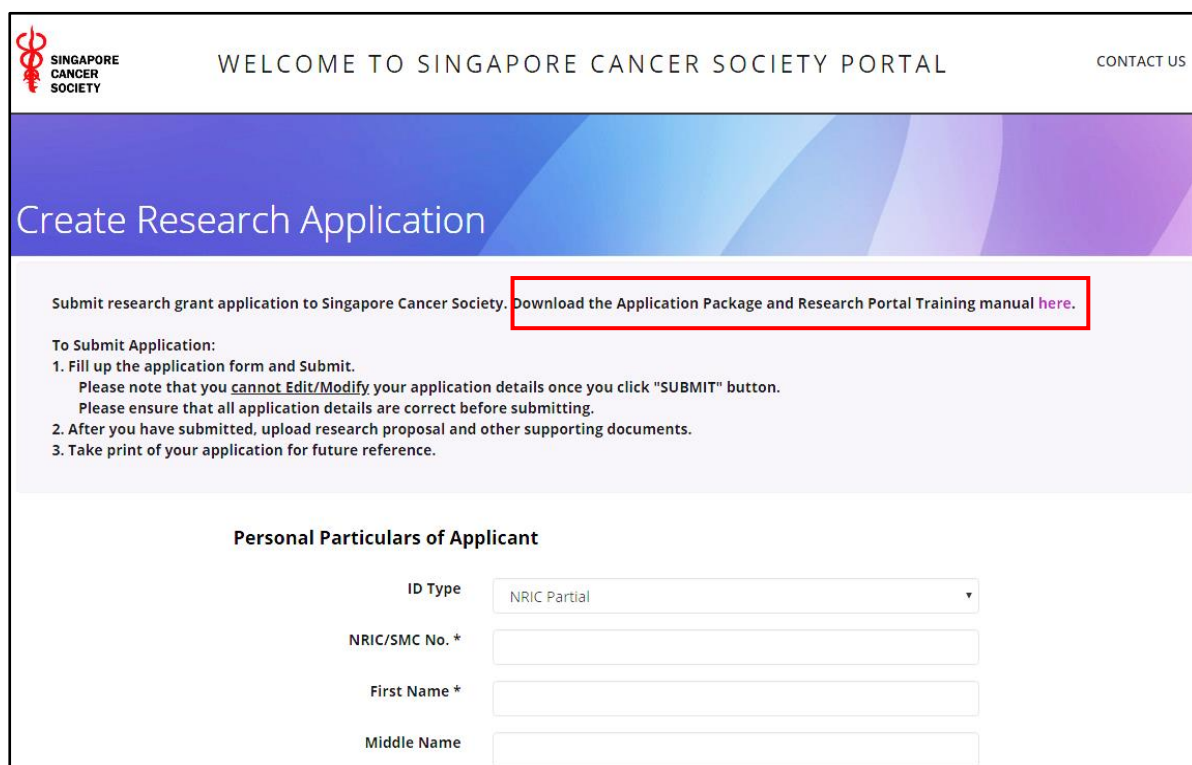
Details : Singapore Cancer Society (SCS) Cancer Research Grant 2024 opens to all researchers from various cancer related disciplines, healthcare institutions and organizations in Singapore; from the public, private and voluntary sectors, which are involved in cancer care and/or research. For grant call details, please click "READ MORE". Only complete applications submitted via SCS research portal will be accepted.

Registration End Date : Friday, 2 August 2024 4:00:00 pm

[READ MORE](#) [REGISTER NOW](#)

You will be redirected to the webpage to fill up the necessary details required for the application. **IMPORTANT:** All fields marked with an asterisk * are required fields that must be completed prior to submission. Failing to complete these fields will prevent the PI from submitting the application.

The Application Package and Research Portal Training Manual can also be downloaded by clicking on the link as displayed below.



SINGAPORE CANCER SOCIETY

WELCOME TO SINGAPORE CANCER SOCIETY PORTAL

CONTACT US

Create Research Application

Submit research grant application to Singapore Cancer Society. [Download the Application Package and Research Portal Training manual here.](#)

To Submit Application:

1. Fill up the application form and Submit.
Please note that you cannot Edit/Modify your application details once you click "SUBMIT" button.
Please ensure that all application details are correct before submitting.
2. After you have submitted, upload research proposal and other supporting documents.
3. Take print of your application for future reference.

Personal Particulars of Applicant

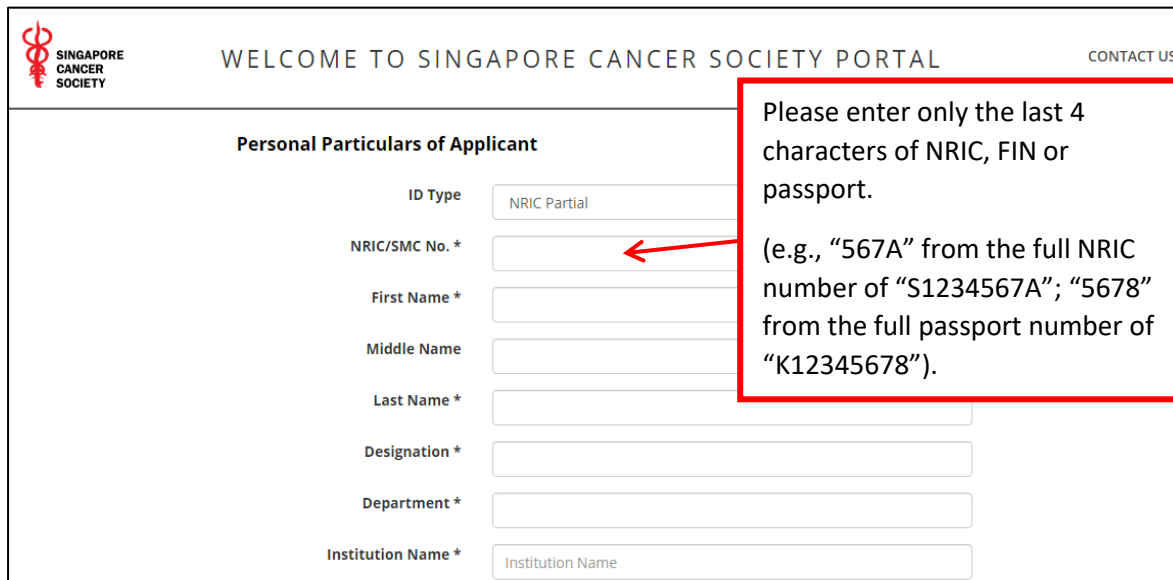
ID Type

NRIC/SMC No. *

First Name *

Middle Name

4. When filling up the application details, please note:



WELCOME TO SINGAPORE CANCER SOCIETY PORTAL CONTACT US

Personal Particulars of Applicant

ID Type

NRIC/SMC No. *

First Name *

Middle Name

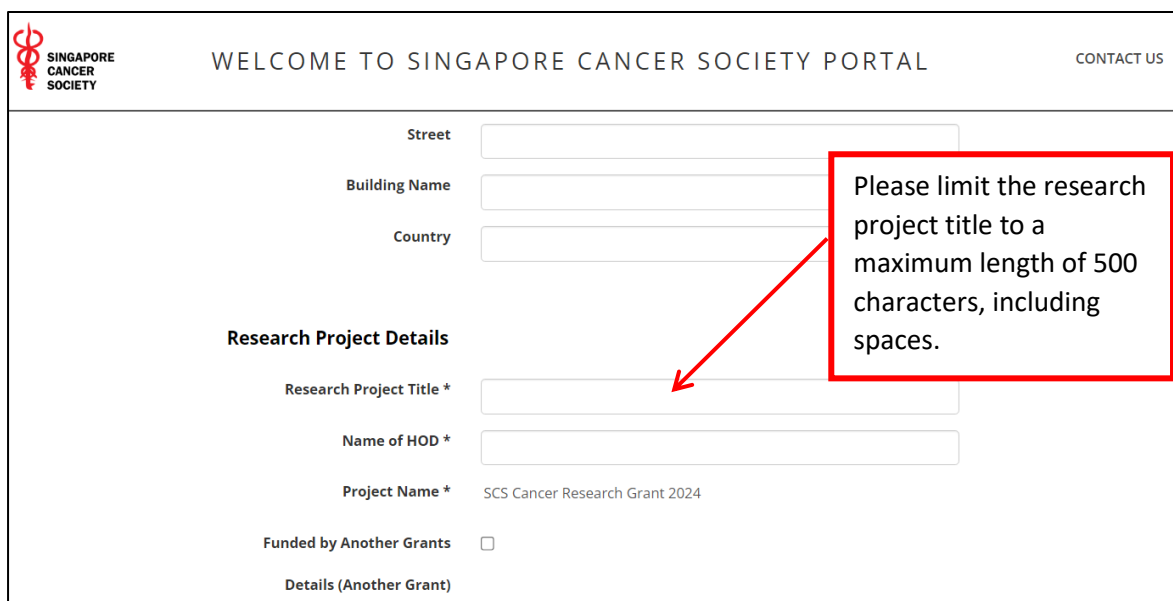
Last Name *

Designation *

Department *

Institution Name *

Please enter only the last 4 characters of NRIC, FIN or passport.
(e.g., "567A" from the full NRIC number of "S1234567A"; "5678" from the full passport number of "K12345678").



WELCOME TO SINGAPORE CANCER SOCIETY PORTAL CONTACT US

Street

Building Name

Country

Research Project Details

Research Project Title *


Name of HOD *

Project Name * SCS Cancer Research Grant 2024

Funded by Another Grants

Details (Another Grant)

Please limit the research project title to a maximum length of 500 characters, including spaces.

 WELCOME TO SINGAPORE CANCER SOCIETY PORTAL CONTACT US

Budget Details
[Please provide detailed breakdown for use of funds]

Manpower * S\$

Equipment * S\$

Consumable * S\$

Others (Budget) * S\$

Budget Total * S\$

Details (Other Budget)


Proposed Start Date *

Proposed End Date *

Proposed Duration

Please ensure that budget amount is entered in whole number.

Please note overseas traveling/conference is NOT supported.

 WELCOME TO SINGAPORE CANCER SOCIETY PORTAL

Publications
[Please provide relevant articles in the following format (Author, Title, Journal/Publisher, Year, Issue, Page)]

Publication 1

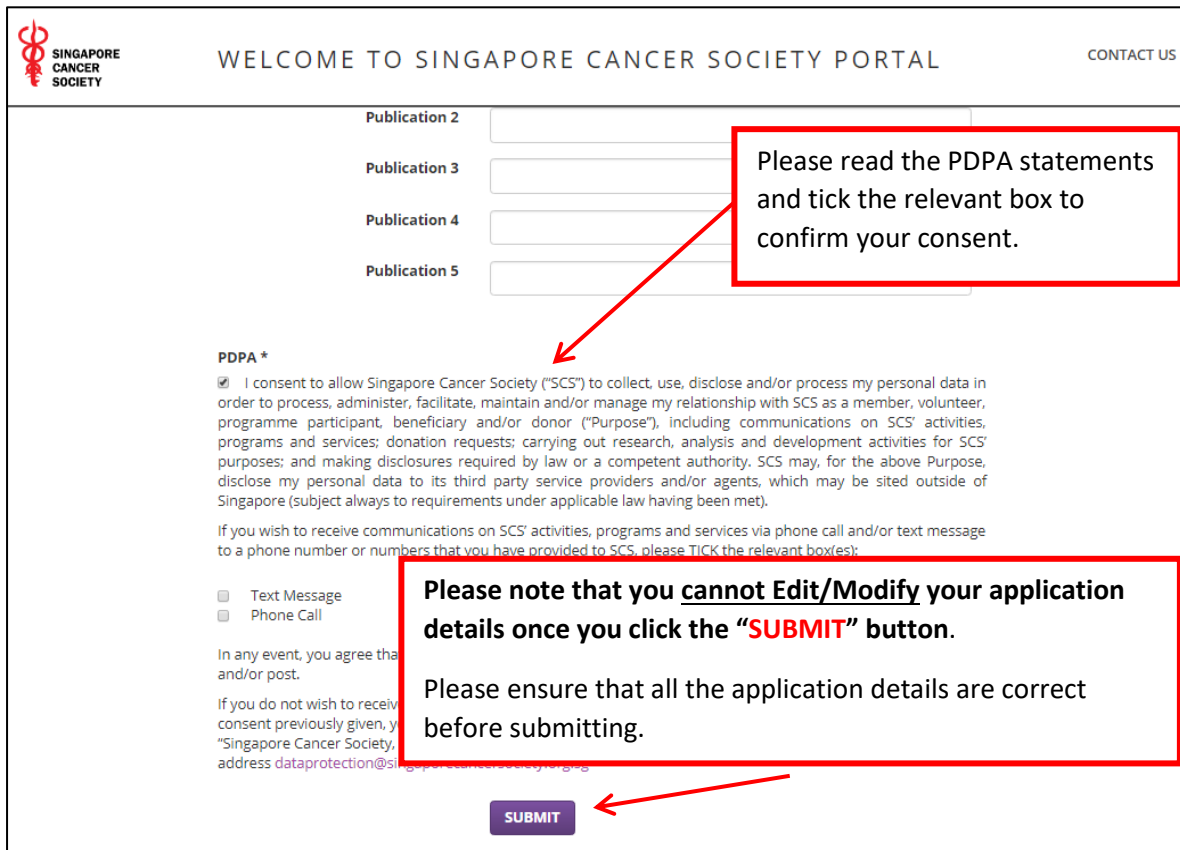
Publication 2

Publication 3

Publication 4

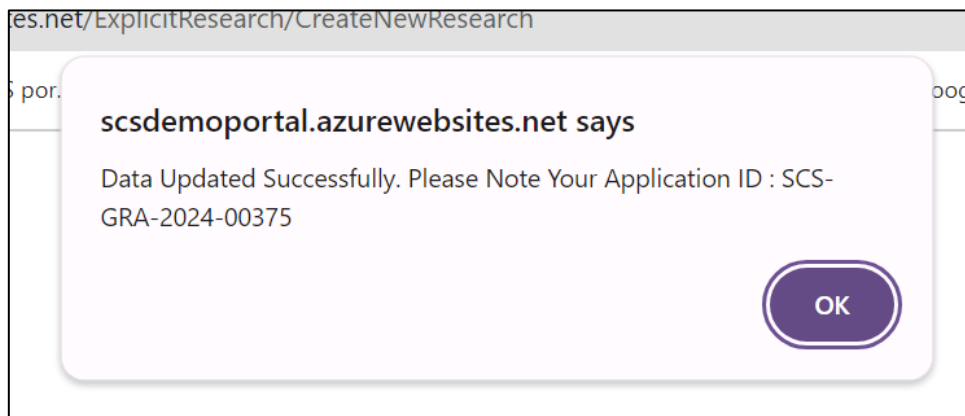
Publication 5

Please **skip** the “Publications” subsection if you have included publication list in your CV.




The screenshot shows the 'WELCOME TO SINGAPORE CANCER SOCIETY PORTAL' page. It features a header with the SCS logo and 'CONTACT US' link. Below the header are five input fields labeled 'Publication 2' through 'Publication 5'. A red box highlights these fields with the text: 'Please read the PDPA statements and tick the relevant box to confirm your consent.' Below the fields is the 'PDPA *' section, which includes a checked consent box and detailed text about data collection. A second red box highlights the PDPA section with the text: 'Please note that you cannot Edit/Modify your application details once you click the "SUBMIT" button. Please ensure that all the application details are correct before submitting.' At the bottom of the form is a purple 'SUBMIT' button, with a red arrow pointing to it from the second callout box.

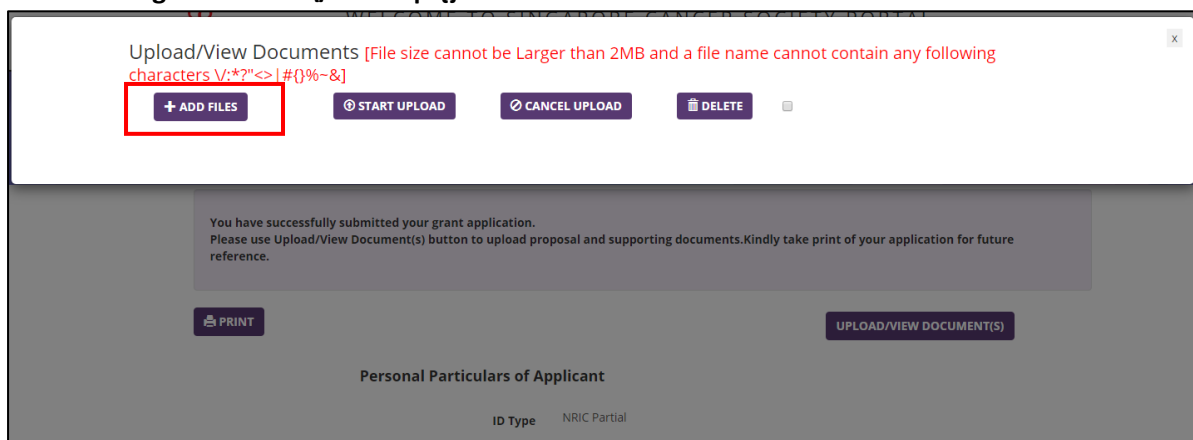
5. With a successful submission, a popup window will appear with a message indicating your Application ID, as displayed below.



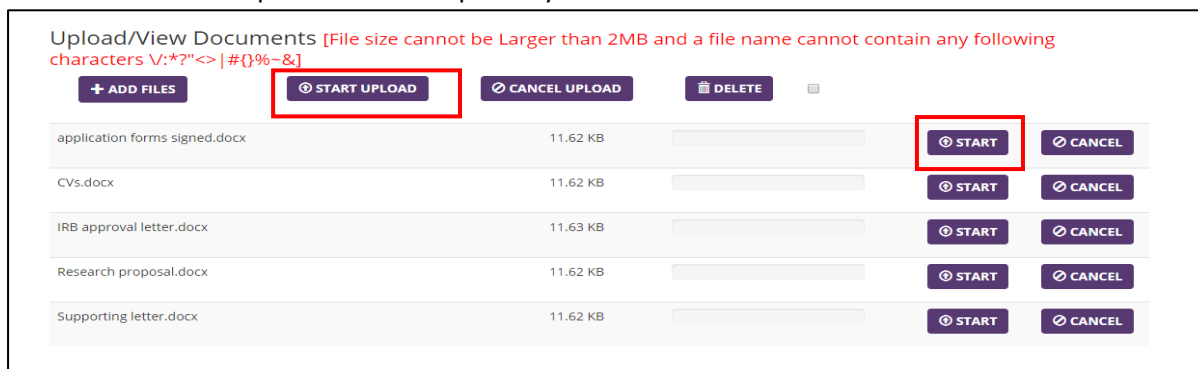
6. Click on the “**UPLOAD/VIEW DOCUMENT(S)**” to proceed to upload the supporting documents.



In the list of options presented below, click on “**ADD FILES**” to select the files from your local drive. Please ensure that **each file size cannot be larger than 2MB** and a file name cannot contain any of the following characters **\:*?<>|#{}%~&**.



Click on “**START UPLOAD**” to start uploading all the selected files at one go. Alternatively, you can also click on “**START**” to upload the files separately.



Research Portal Training Manual (Submitting Research Application)


A message of “Uploaded successfully” will appear as displayed below when uploading is completed.

Upload/View Documents [File size cannot be Larger than 2MB and a file name cannot contain any following characters V:*?"<>|#{}%~&]

+ ADD FILES
⌂ START UPLOAD
⌂ CANCEL UPLOAD
🗑 DELETE

| | | | |
|---|----------|------------------------|-----------------------|
| application forms signed_20190508090813485.docx | 11.62 KB | Uploaded Successfully. | 🗑 DELETE |
| CVs_20190508090815624.docx | 11.62 KB | Uploaded Successfully. | 🗑 DELETE |
| IRB approval letter_20190508090817197.docx | 11.63 KB | Uploaded Successfully. | 🗑 DELETE |
| Research proposal_20190508090818660.docx | 11.62 KB | Uploaded Successfully. | 🗑 DELETE |
| Supporting letter_20190508090819893.docx | 11.62 KB | Uploaded Successfully. | 🗑 DELETE |

7. **IMPORTANT:** After the submission of your online application, please obtain a printout of the submitted application for your records by clicking on “**PRINT**”.


WELCOME TO SINGAPORE CANCER SOCIETY PORTAL
CONTACT US

Create Research Application

You have successfully submitted your grant application.
Please use Upload/View Document(s) button to upload proposal and supporting documents. Kindly take print of your application for future reference.

🖨 PRINT

UPLOAD/VIEW DOCUMENT(S)

Personal Particulars of Applicant

| | ID Type | NRIC Partial |
|----------------|---------|--------------|
| NRIC/SMC No. * | | |
| First Name * | | |
| Middle Name | | |
| Last Name * | | |

8. Congratulations! You have completed your online submission. A confirmation email will be sent to you within three working days upon receiving your application.

In the meantime, please be reminded to email a soft copy of the signed application forms and relevant supporting documents to research@singaporecancersociety.org.sg

Successful applicants will be notified by email. The results of grant call will also be published on SCS website in December 2024.