




SINGAPORE CANCER SOCIETY

(Unique Entity No.: S65SS0033F)

Statement by the Council and Financial Statements

Reporting Year Ended 31 December 2023



SINGAPORE CANCER SOCIETY

Statement by the Council and Financial Statements

Contents	Page
Statement by the Council	1
Independent Auditor's Report	2
Statement of Financial Activities	6
Statement of Financial Position.....	8
Statement of Changes in Funds	9
Statement of Cash Flows	10
Notes to the Financial Statements	11

SINGAPORE CANCER SOCIETY

Statement by the Council

The Council of Singapore Cancer Society (the "Society") are pleased to present the financial statements of the Society for the reporting year ended 31 December 2023.

Opinion of the Council

In the opinion of the Council,

- (a) the accompanying financial statements are drawn up so as to present fairly, in all material respects, the state of affairs of the Society as at 31 December 2023 and of the results, changes in funds and cash flows of the Society for the reporting year ended on that date; and
- (b) at the date of this statement, there are reasonable grounds to believe that the Society will be able to pay its debts as and when they fall due.

The Council approved and authorised these financial statements for issue on the date of this statement.


Independent auditor


RSM SG Assurance LLP has expressed willingness to accept re-appointment. This audit firm was known as RSM Chio Lim LLP before 1 March 2024.

On behalf of the Council

DocuSigned by:

653EA0BB619149B...
.....
Lee Meng Tat
Chairman

DocuSigned by:

7927CA6AD1B045A...
.....
Koh Hui Hwa
Honorary Secretary

DocuSigned by:

049506E891A546C...
.....
Teh Seng Leong
Honorary Treasurer

15 April 2024

**RSM SG Assurance LLP**

8 Wilkie Road, #03-08, Wilkie Edge
Singapore 228095

T +65 6533 7600

Assurance@RSMSingapore.sg
www.RSMSingapore.sg

**Independent Auditor's Report to the Members of
SINGAPORE CANCER SOCIETY**

Report on the financial statements

Opinion

We have audited the accompanying financial statements of Singapore Cancer Society (the "Society") which comprise the statement of financial position as at 31 December 2023, and the statement of financial activities, statement of changes in funds and statement of cash flows for the reporting year then ended, and notes to the financial statements, including material accounting policy information.

In our opinion, the accompanying financial statements are properly drawn up in accordance with the provisions of the Societies Act 1966 (the "Societies Act"), the Charities Act 1994 and other relevant regulations (the "Charities Act and Regulations") and the Financial Reporting Standards ("FRSs") so as to present fairly, in all material respects, the state of affairs of the Society as at 31 December 2023 and of the results, changes in funds and cash flows of the Society for the reporting year ended on that date.

Basis for opinion

We conducted our audit in accordance with Singapore Standards on Auditing ("SSAs"). Our responsibilities under those standards are further described in the *Auditor's responsibilities for the audit of the financial statements* section of our report. We are independent of the Society in accordance with the Accounting and Corporate Regulatory Authority ("ACRA") Code of Professional Conduct and Ethics for Public Accountants and Accounting Entities ("ACRA Code") together with the ethical requirements that are relevant to our audit of the financial statements in Singapore, and we have fulfilled our other ethical responsibilities in accordance with these requirements and the ACRA Code. We believe that the audit evidence we have obtained is sufficient and appropriate to provide a basis for our opinion.

Other information

Management is responsible for the other information. The other information comprises the information included in the statement by the Council and annual report, but does not include the financial statements and our auditor's report thereon.

Our opinion on the financial statements does not cover the other information and we do not express any form of assurance conclusion thereon.

In connection with our audit of the financial statements, our responsibility is to read the other information and, in doing so, consider whether the other information is materially inconsistent with the financial statements or our knowledge obtained in the audit or otherwise appears to be materially misstated. If, based on the work we have performed, we conclude that there is a material misstatement of this other information, we are required to report that fact. We have nothing to report in this regard.

Independent Auditor's Report to the Members of SINGAPORE CANCER SOCIETY

Responsibilities of management and those charged with governance for the financial statements

Management is responsible for the preparation and fair presentation of the financial statements in accordance with the provisions of the Societies Act, the Charities Act and Regulations and the financial reporting standards, and for such internal control as management determines is necessary to enable the preparation of financial statements that are free from material misstatement, whether due to fraud or error.

In preparing the financial statements, management is responsible for assessing the Society's ability to continue as a going concern, disclosing, as applicable, matters related to going concern and using the going concern basis of accounting unless management either intends to liquidate the Society or to cease operations, or has no realistic alternative but to do so.

Those charged with governance are responsible for overseeing the Society's financial reporting process.

Auditor's responsibility for the audit of the financial statements

Our objectives are to obtain reasonable assurance about whether the financial statements as a whole are free from material misstatement, whether due to fraud or error, and to issue an auditor's report that includes our opinion. Reasonable assurance is a high level of assurance, but is not a guarantee that an audit conducted in accordance with SSAs will always detect a material misstatement when it exists. Misstatements can arise from fraud or error and are considered material if, individually or in the aggregate, they could reasonably be expected to influence the economic decisions of users taken on the basis of these financial statements.

As part of an audit in accordance with SSAs, we exercise professional judgement and maintain professional scepticism throughout the audit. We also:

- (a) Identify and assess the risks of material misstatement of the financial statements, whether due to fraud or error, design and perform audit procedures responsive to those risks, and obtain audit evidence that is sufficient and appropriate to provide a basis for our opinion. The risk of not detecting a material misstatement resulting from fraud is higher than for one resulting from error, as fraud may involve collusion, forgery, intentional omissions, misrepresentations, or the override of internal control.
- (b) Obtain an understanding of internal control relevant to the audit in order to design audit procedures that are appropriate in the circumstances, but not for the purpose of expressing an opinion on the effectiveness of the Society's internal control.
- (c) Evaluate the appropriateness of accounting policies used and the reasonableness of accounting estimates and related disclosures made by management.

Independent Auditor's Report to the Members of SINGAPORE CANCER SOCIETY

Auditor's responsibility for the audit of the financial statements (cont'd)

- (d) Conclude on the appropriateness of management's use of the going concern basis of accounting and, based on the audit evidence obtained, whether a material uncertainty exists related to events or conditions that may cast significant doubt on the Society's ability to continue as a going concern. If we conclude that a material uncertainty exists, we are required to draw attention in our auditor's report to the related disclosures in the financial statements or, if such disclosures are inadequate, to modify our opinion. Our conclusions are based on the audit evidence obtained up to the date of our auditor's report. However, future events or conditions may cause the Society to cease to continue as a going concern.
- (e) Evaluate the overall presentation, structure and content of the financial statements, including the disclosures, and whether the financial statements represent the underlying transactions and events in a manner that achieves fair presentation.

We communicate with those charged with governance regarding, among other matters, the planned scope and timing of the audit and significant audit findings, including any significant deficiencies in internal control that we identify during our audit.

We also provide those charged with governance with a statement that we have complied with relevant ethical requirements regarding independence, and to communicate with them all relationships and other matters that may reasonably be thought to bear on our independence, and where applicable, related safeguards.

Report on other legal and regulatory requirements

In our opinion:

- (a) the accounting and other records required to be kept by the Society have been properly kept in accordance with the provisions of the Societies Regulations enacted under the Societies Act, the Charities Act and Regulations; and
- (b) the fund-raising appeals held during the reporting year has been carried out in accordance with Regulation 6 of the Societies Regulations issued under the Societies Act and proper accounts and other records have been kept of the fund-raising appeal.

**Independent Auditor's Report to the Members of
SINGAPORE CANCER SOCIETY**

Report on other legal and regulatory requirements (cont'd)

During the course of our audit, nothing has come to our attention that causes us to believe that during the year:

- (a) the Society has not used the donation moneys in accordance with its objectives as required under Regulation 11 of the Charities (Institutions of a Public Character) Regulations; and
- (b) the Society has not complied with the requirements of Regulation 15 of the Charities (Institutions of a Public Character) Regulations.

RSM SG Assurance LLP
Public Accountants and
Chartered Accountants
Singapore

15 April 2024

Partner-in-charge of audit: Tan Wei Ling
Effective from reporting year ended 31 December 2020

SINGAPORE CANCER SOCIETY

Statement of Financial Activities For the reporting year ended 31 December 2023

	Note	2023			2022		
		Unrestricted funds * \$	Restricted funds * \$	Total funds \$	Unrestricted funds * \$ (Reclassified)	Restricted funds * \$	Total funds \$ (Reclassified)
INCOME							
Voluntary income	4	11,809,063	–	11,809,063	11,586,485	–	11,586,485
Fund generating activities	5	5,298,132	506,638	5,804,770	4,628,151	301,386	4,929,537
Charitable income	6	3,738,363	–	3,738,363	3,210,245	–	3,210,245
Grants income	7	5,698,563	–	5,698,563	3,963,454	–	3,963,454
Interest and investment income	8	3,302,809	–	3,302,809	2,077,447	–	2,077,447
Sundry income	9	11,615	–	11,615	9,398	–	9,398
Total income		29,858,545	506,638	30,365,183	25,475,180	301,386	25,776,566
EXPENSES							
Cost of generating voluntary income:							
- Fundraising	10	1,741,428	–	1,741,428	1,529,300	–	1,529,300
Cost of funds generating activities	11	2,643,416	103,241	2,746,657	3,141,272	66,006	3,207,278
Cost of charitable activities:	12						
- Cancer screening and public education		6,832,902	–	6,832,902	5,170,129	–	5,170,129
- Welfare services		6,584,836	9,037	6,593,873	6,569,425	36,933	6,606,358
- Hospice homecare services		2,516,644	–	2,516,644	2,363,379	–	2,363,379
- Cancer rehabilitation services		2,659,812	–	2,659,812	2,820,571	–	2,820,571
- Research and data analytics		809,577	–	809,577	654,939	129,172	784,111
Administrative costs	13	954,198	–	954,198	784,274	–	784,274
Other losses	8	121,147	–	121,147	385,769	–	385,769
Total expenses		24,863,960	112,278	24,976,238	23,419,058	232,111	23,651,169
Surplus for the reporting year		4,994,585	394,360	5,388,945	2,056,122	69,275	2,125,397

The accompanying notes form an integral part of these financial statements.

SINGAPORE CANCER SOCIETY

Statement of Financial Activities (Cont'd) For the reporting year ended 31 December 2023

	Note	2023			2022		
		Unrestricted funds * \$	Restricted funds * \$	Total funds \$	Unrestricted funds * \$ (Reclassified)	Restricted funds * \$	Total funds \$ (Reclassified)
<u>OTHER COMPREHENSIVE INCOME / (LOSS)</u>							
Items that may be reclassified subsequently to profit or loss:							
Fair value changes on debt instruments at fair value through other comprehensive loss ("FVTOCI")	18A	2,127,809	–	2,127,809	(4,623,385)	–	(4,623,385)
Reclassification adjustments for loss included in statement of financial activities – realised on disposal	18A	121,147	–	121,147	214,190	–	214,190
Other comprehensive income / (loss)		<u>2,248,956</u>	<u>–</u>	<u>2,248,956</u>	<u>(4,409,195)</u>	<u>–</u>	<u>(4,409,195)</u>
Total comprehensive income / (loss)		<u>7,243,541</u>	<u>394,360</u>	<u>7,637,901</u>	<u>(2,353,073)</u>	<u>69,275</u>	<u>(2,283,798)</u>

* Further analysis of funds are presented in Note 27 to the financial statements.

The accompanying notes form an integral part of these financial statements.

SINGAPORE CANCER SOCIETY

Statement of Financial Position
As at 31 December 2023

	<u>Notes</u>	<u>2023</u> \$	<u>2022</u> \$
ASSETS			
<u>Non-current assets</u>			
Plant and equipment	17	2,794,205	662,714
Other financial assets, non-current	18	54,593,115	56,215,554
Right-of-use assets	19	909,829	493,689
Total non-current assets		<u>58,297,149</u>	<u>57,371,957</u>
<u>Current assets</u>			
Other receivables	20	2,542,174	1,695,211
Other financial assets, current	18	14,663,510	6,699,736
Other assets	21	634,065	478,632
Cash and cash equivalents	22	45,458,211	45,381,912
Total current assets		<u>63,297,960</u>	<u>54,255,491</u>
Total assets		<u>121,595,109</u>	<u>111,627,448</u>
LIABILITIES			
<u>Non-current liabilities</u>			
Lease liabilities	23	406,714	62,827
Provisions	24	314,000	–
Total non-current liabilities		<u>720,714</u>	<u>62,827</u>
<u>Current liabilities</u>			
Trade payables	25	4,238,739	2,366,568
Other liabilities	26	9,156,402	9,418,525
Lease liabilities	23	509,937	448,112
Total current liabilities		<u>13,905,078</u>	<u>12,233,205</u>
Total liabilities		<u>14,625,792</u>	<u>12,296,032</u>
Net current assets		<u>49,392,882</u>	<u>42,022,286</u>
Net assets		<u>106,969,317</u>	<u>99,331,416</u>
FUNDS OF THE SOCIETY			
<u>Unrestricted funds</u>			
General Fund		58,574,662	51,841,825
Revaluation reserve	28	(1,846,493)	(4,095,449)
Cancer Treatment Fund		3,485,063	3,993,924
SCS-CST Matching Fund		20,226,475	21,455,866
SCS Strategic Development Fund		22,478,578	22,478,578
Total unrestricted funds		<u>102,918,285</u>	<u>95,674,744</u>
<u>Restricted funds</u>			
Movember Fund		2,738,724	2,490,958
Terry Fox Run Fund		312,308	165,714
Endowment fund		1,000,000	1,000,000
Total restricted funds		<u>4,051,032</u>	<u>3,656,672</u>
Total funds	27	<u>106,969,317</u>	<u>99,331,416</u>

The accompanying notes form an integral part of these financial statements.

SINGAPORE CANCER SOCIETY**Statement of Changes in Funds
For the reporting year ended 31 December 2023**

	Unrestricted funds \$	Restricted funds \$	Total funds \$
Balance as at 1 January 2023	95,674,744	3,656,672	99,331,416
Changes in funds:			
Total comprehensive income	<u>7,243,541</u>	<u>394,360</u>	<u>7,637,901</u>
Balance as at 31 December 2023	<u><u>102,918,285</u></u>	<u><u>4,051,032</u></u>	<u><u>106,969,317</u></u>
Balance as at 1 January 2022	98,027,817	3,587,397	101,615,214
Changes in funds:			
Total comprehensive loss	<u>(2,353,073)</u>	<u>69,275</u>	<u>(2,283,798)</u>
Balance as at 31 December 2022	<u><u>95,674,744</u></u>	<u><u>3,656,672</u></u>	<u><u>99,331,416</u></u>

The accompanying notes form an integral part of these financial statements.

SINGAPORE CANCER SOCIETY

Statement of Cash Flows

For the reporting year ended 31 December 2023

	<u>2023</u>	<u>2022</u>
	\$	\$
<u>Cash flows from / (used in) operating activities</u>		
Net surplus for the reporting year	5,388,945	2,125,397
Depreciation of plant and equipment	583,607	217,255
Depreciation of right-of-use assets	552,953	724,067
Plant and equipment written off	–	661
Gain on written off for right-of-use assets	(15,980)	–
Loss on sale of debt asset instruments at FVTOCI	121,147	214,190
Fair value (gains) / loss on debt asset instruments at FVTPL	(104,487)	171,579
Interest income	(3,198,322)	(2,077,447)
Interest expense arising from lease liabilities	33,924	23,049
Operating cash flow before changes in working capital	<u>3,361,787</u>	<u>1,398,751</u>
Other receivables	(506,599)	188,118
Other assets	(155,433)	227,579
Cash restricted under specific funds	204,225	(2,678,582)
Cash restricted in use over 3 months	1,761,031	(3,962,728)
Trade payables	1,872,171	(760,762)
Other liabilities	(262,123)	2,521,061
Net cash flows from / (used in) operating activities	<u>6,275,059</u>	<u>(3,066,563)</u>
<u>Cash flows used in investing activities</u>		
Other financial assets	(4,109,039)	(22,568,522)
Purchase of plant and equipment	(2,401,098)	(305,159)
Interest income received	2,857,958	1,784,737
Net cash flows used in investing activities	<u>(3,652,179)</u>	<u>(21,088,944)</u>
<u>Cash flows used in financing activities</u>		
Interest expense paid	(33,924)	(23,049)
Lease liabilities – principal portion paid	(547,401)	(724,844)
Net cash flows used in financing activities	<u>(581,325)</u>	<u>(747,893)</u>
Net increase / (decrease) in cash and cash equivalents	2,041,555	(24,903,400)
Cash and cash equivalents, beginning balance	<u>28,100,124</u>	<u>53,003,524</u>
Cash and cash equivalents, ending balance (Note 22B)	<u>30,141,679</u>	<u>28,100,124</u>

The accompanying notes form an integral part of these financial statements.

SINGAPORE CANCER SOCIETY

Notes to the Financial Statements For the reporting year ended 31 December 2023

1. General

Singapore Cancer Society (the "Society") is established in Singapore under the Societies Act 1966. It has a constitution as its governing instrument.

The Society is also registered as a charitable organisation under the Charities Act 1994 and an approved Institution of a Public Character ("IPC") under the Income Tax Act 1947.

The functional currency of the Society is Singapore Dollar and the financial statements are presented in Singapore Dollar.

The financial statements were approved and authorised for issue by the Council of the Society on the date indicated in the statement by the Council.

The principal objectives of the Society are those of a community-based voluntary health organisation dedicated to minimising the impact of cancer through public education, screening, patient service, financial assistance, research and advocacy.

The Society is registered and situated in Singapore. The registered office address is: 30 Hospital Boulevard, #16-02, Singapore 168583.

Statement of compliance with financial reporting standards

These financial statements have been prepared in accordance with the Financial Reporting Standards ("FRS") and the related interpretations to FRS ("INT FRS") as issued by the Accounting Standards Committee under ACRA ("ASC").

Basis of preparation of financial statements

The financial statements are prepared on a going concern basis under the historical cost convention except where a financial reporting standard requires an alternative treatment (such as fair values) as disclosed where appropriate in these financial statements. The accounting policies in the financial reporting standards may not be applied when the effect of applying them is not material. The disclosures required by financial reporting standards may not be provided if the information resulting from that disclosure is not material.

2. Disclosures of material accounting policies and other explanatory information

Disclosures are made on the accounting policy and other explanatory information relating to material transactions, other events or conditions if that information is material to the financial statements or is required by a financial reporting standard.

SINGAPORE CANCER SOCIETY

2. Disclosures of material accounting policies and other explanatory information (cont'd)

2A. Material accounting policy and other explanatory information

Income recognition

Income is recognised when the Society has entitlement to the income, it is probable that the economic benefits associated with the transaction or gift will flow to the Society and the amount can be measured reliably and the costs incurred for the transaction and the costs to complete the transaction can be measured reliably.

(i) Donations and corporate cash sponsorships

Income from donations and corporate cash sponsorships are accounted for when received, except for committed donations and corporate cash sponsorships which are recorded when the commitments are signed and there is certainty over the amount committed by the donors.

Donations-in-kind

A donation-in-kind is recognised based on an estimate of the fair value at the date of the receipt of the donated non-monetary asset or the grant of a right to the monetary asset. The donated asset is recognised if its amount can be measured reliably and there is no uncertainty that it will be received. No value is ascribed to volunteer services.

(ii) Fund raising

Income from the holding of a specified event is recognised when the event takes place.

(iii) Grants

Grants are recognised at fair value when there is reasonable assurance that the conditions attaching to them will be complied with and that the grants will be received. Grants in recognition of specific expenses are recognised in profit or loss on a systematic basis over the periods necessary to match them with the related costs that they are intended to compensate.

(iv) Interest income

Interest income is recognised on a time-proportion basis using the effective interest rate method.

Employee benefits

Contributions to a defined contribution retirement benefit plan are recorded as an expense as they fall due. The Society's legal or constructive obligation is limited to the amount that it is obligated to contribute to an independently administered fund (such as the Central Provident Fund in Singapore, a government managed defined contribution retirement benefit plan). For employee leave entitlement the expected cost of short-term employee benefits in the form of compensated absences is recognised in the case of accumulating compensated absences, when the employees render service that increases their entitlement to future compensated absences; and in the case of non-accumulating compensated absences, when the absences occur. A liability for bonuses is recognised where the Society is contractually obliged or where there is constructive obligation based on past practice.

SINGAPORE CANCER SOCIETY

2. Disclosures of material accounting policies and other explanatory information (cont'd)

2A. Material accounting policy and other explanatory information (cont'd)

Income tax

As an approved charity under the Charities Act 1994, the Society is exempted from income tax under section 13(1)(zm) of the Income Tax Act 1947.

Plant and equipment

Plant and equipment are carried at cost on initial recognition and after initial recognition at cost less any accumulated depreciation and any accumulated impairment losses.

Cost also includes acquisition cost, borrowing cost capitalised and any cost directly attributable to bringing the asset or component to the location and condition necessary for it to be capable of operating in the manner intended by management. Subsequent costs are recognised as an asset only when it is probable that future economic benefits associated with the item will flow to the Society and the cost of the item can be measured reliably. All other repairs and maintenance are charged to profit or loss when they are incurred.

Depreciation is provided on a straight-line basis to allocate the gross carrying amounts of the assets less their residual values over their estimated useful lives of each part of an item of these assets. The estimated useful lives are as follows:

Computers	3 years
Furniture and fittings	5 years
Motor vehicles	10 years

An asset is depreciated when it is available for use until it is derecognised even if during that period the item is idle. Fully depreciated assets still in use are retained in the financial statements.

Right-of-use assets

The right-of-use assets are accounted and presented as if they were owned such as plant and equipment. The estimated useful lives are as follows:

Premises	12 months to 60 months
Machinery and equipment	32 months to 60 months

Leases of lessee

A lease conveys the right to use an asset (the underlying asset) for a period of time in exchange for consideration. A right-of-use asset is capitalised in the statement of financial position, measured at the present value of the unavoidable future lease payments to be made over the lease term. A liability corresponding to the capitalised right-of-use asset is also recognised, adjusted for lease prepayments, lease incentives received, initial direct costs incurred and an estimate of any future restoration, removal or dismantling costs. The right-of-use asset is depreciated over the earlier of the end of the useful life of the right-of-use asset or the end of the lease term. An interest expense is recognised on the lease liability (included in finance costs). For short-term leases of 12 months or less and leases of low-value assets (such as personal computers and small office equipment) where an accounting policy choice exists under the lease standard, for such leases, a right-of-use asset is recognised.

SINGAPORE CANCER SOCIETY

2. Disclosures of material accounting policies and other explanatory information (cont'd)

2A. Material accounting policy and other explanatory information (cont'd)

Carrying value of non-financial assets

The carrying amount of non-financial assets is reviewed at each end of the reporting year for indications of impairment and where an asset is impaired, it is written down through profit or loss to its estimated recoverable amount. The impairment loss is the excess of the carrying amount over the recoverable amount and is expensed.

Financial instruments

Recognition and derecognition of financial instruments

A financial asset or a financial liability is recognised in the statement of financial position when, and only when, the entity becomes party to the contractual provisions of the instrument. All other financial instruments (including regular-way purchases and sales of financial assets) are recognised and derecognised, as applicable, using trade date accounting or settlement date accounting. At initial recognition the financial asset or financial liability is measured at its fair value plus or minus, in the case of a financial asset or financial liability not at fair value through profit or loss, transaction costs that are directly attributable to the acquisition or issue of the financial asset or financial liability. A financial asset is derecognised when the contractual rights to the cash flows from the financial asset expire or it transfers the rights to receive the contractual cash flows in a transaction in which substantially all of the risks and rewards of ownership of the financial asset are transferred or in which the entity neither transfers nor retains substantially all of the risks and rewards of ownership and it does not retain control of the financial asset. A financial liability is removed from the statement of financial position when, and only when, it is extinguished, that is, when the obligation specified in the contract is discharged or cancelled or expires.

Classification and measurement of financial assets

Financial assets are classified into (1) Financial asset classified as measured at amortised cost; (2) Financial asset that is an equity investment measured at fair value through other comprehensive income (FVTOCI); (3) Financial asset that is a debt asset instrument classified as measured at fair value through other comprehensive income (FVTOCI); and (4) Financial asset classified as measured at fair value through profit or loss (FVTPL).

At the end of the reporting year, the Society had the following financial assets:

- Financial asset classified as measured at amortised cost: A financial asset is measured at amortised cost if it meets both of the following conditions and is not designated as at fair value through profit or loss (FVTPL), that is (a) the asset is held within a business model whose objective is to hold assets to collect contractual cash flows; and (b) the contractual terms of the financial asset give rise on specified dates to cash flows that are solely payments of principal and interest on the principal amount outstanding. Typically, other receivables, bank and cash balances are classified in this category.

SINGAPORE CANCER SOCIETY

2. Disclosures of material accounting policies and other explanatory information (cont'd)

2A. Material accounting policy and other explanatory information (cont'd)

Financial instruments (cont'd)

Classification and measurement of financial assets (cont'd)

- Financial asset that is a debt asset instrument classified as measured at fair value through other comprehensive income (FVTOCI): A debt asset instrument is measured at fair value through other comprehensive income (FVTOCI) only if it meets both of the following conditions and is not designated as at FVTPL, that is (a): the asset is held within a business model whose objective is achieved by both collecting contractual cash flows and selling financial assets; and (b) the contractual terms of the financial asset give rise on specified dates to cash flows that are solely payments of principal and interest on the principal amount outstanding. Financial assets are not reclassified subsequent to their initial recognition, except when, and only when, the Society changes its business model for managing financial assets (expected to be rare and infrequent events). The previously recognised gains, losses, or interest cannot be restated. When these financial assets are derecognised, cumulative gains or losses previously recognised in other comprehensive income are reclassified to profit or loss.
- Financial asset classified as measured at fair value through profit or loss (FVTPL): All other financial assets are classified as measured at FVTPL. In addition, on initial recognition, management may irrevocably designate a financial asset as measured at FVTPL if doing so eliminates or significantly reduces an accounting mismatch that would otherwise arise from measuring assets or liabilities or recognising the gains and losses on them on different bases.

Classification and measurement of financial liabilities

Financial liabilities are classified as at FVTPL in either of the following circumstances:

- the liabilities are managed, evaluated and reported internally on a fair value basis; or
- the designation eliminates or significantly reduces an accounting mismatch that would otherwise arise.

All other financial liabilities are carried at amortised cost using the effective interest method. Reclassification of any financial liability is not permitted.

Cash and cash equivalents

For the statement of cash flows, cash and cash equivalents includes cash and cash equivalents less cash subject to restriction, if any. Cash equivalents are short-term, highly liquid investments that are readily convertible to known amounts of cash and which are subject to an insignificant risk of changes in value.

SINGAPORE CANCER SOCIETY

2. Disclosures of material accounting policies and other explanatory information (cont'd)

2A. Material accounting policy and other explanatory information (cont'd)

Provisions

A liability or provision is recognised when there is a present obligation (legal or constructive) as a result of a past event, it is probable that an outflow of resources embodying economic benefits will be required to settle the obligation and a reliable estimate can be made of the amount of the obligation. A provision is made using best estimates of the amount required in settlement and where the effect of the time value of money is material, the amount recognised is the present value of the expenditures expected to be required to settle the obligation using a pre-tax rate that reflects current market assessments of the time value of money and the risks specific to the obligation. The increase in the provision due to passage of time is recognised as interest expense.

Fair value measurement

The fair value is the price that would be received to sell an asset or paid to transfer a liability in an orderly transaction between market participants at the measurement date. When measuring the fair value of an asset or a liability, market observable data to the extent possible is used. If the fair value of an asset or a liability is not directly observable, an estimate is made using valuation techniques that maximise the use of relevant observable inputs and minimise the use of unobservable inputs (eg by use of the market comparable approach that reflects recent transaction prices for similar items, discounted cash flow analysis, or option pricing models refined to reflect the issuer's specific circumstances). Inputs used are consistent with the characteristics of the asset or liability that market participants would take into account. The entity's intention to hold an asset or to settle or otherwise fulfil a liability is not taken into account as relevant when measuring fair value.

Fair values are categorised into different levels in a fair value hierarchy based on the degree to which the inputs to the measurement are observable and the significance of the inputs to the fair value measurement in its entirety: Level 1 fair value measurements are those derived from quoted prices (unadjusted) in active markets for identical assets or liabilities. Level 2 fair value measurements are those derived from inputs other than quoted prices included within Level 1 that are observable for the asset or liability, either directly (ie as prices) or indirectly (ie derived from prices). Level 3 fair value measurements are those derived from valuation techniques that include inputs for the asset or liability that are not based on observable market data (unobservable inputs). Transfers between levels of the fair value hierarchy are recognised at the end of the reporting period during which the change occurred.

The carrying values of current financial instruments approximate their fair values due to the short-term maturity of these instruments and the disclosures of fair value are not made when the carrying amount of current financial instruments is a reasonable approximation of the fair value. The fair values of non-current financial instruments may not be disclosed separately unless there are significant differences at the end of the reporting year and in the event the fair values are disclosed in the relevant notes to the financial statements. The recurring measurements are made at each reporting year end date.

2B. Critical judgements, assumptions and estimation uncertainties

The critical judgements made in the process of applying the accounting policies that have the most significant effect on the amounts recognised in the financial statements and the key assumptions concerning the future, and other key sources of estimation uncertainty at the end of the reporting year, that have a significant risk of causing a material adjustment to the carrying amounts of assets and liabilities currently or within the next reporting year are discussed below. These estimates and assumptions are periodically monitored to ensure they incorporate all relevant information available at the date when financial statements are prepared. However, this does not prevent actual figures differing from estimates.

SINGAPORE CANCER SOCIETY

2. Disclosures of material accounting policies and other explanatory information (cont'd)

2B. Critical judgements, assumptions and estimation uncertainties (cont'd)

Allocation of expenses to unrestricted funds and restricted funds

Management's assumption is required to allocate the corporate expenses to the unrestricted funds and restricted funds. Assumptions made include the expenditures of individual unrestricted funds and restricted funds which is representative basis of allocation of expenses. Such assumption is subject to judgements and may develop materially differently than expected and therefore resulting in significant impact on the unrestricted and restricted fund balances at the reporting year end. The fund balances at the reporting year end are disclosed in Note 27 to the financial statements.

3. Related party relationships and transactions

The financial reporting standard on related party disclosures requires the Society to disclose: (a) related party relationships, transactions and outstanding balances, including commitments, including (b) relationships between parents and subsidiaries irrespective of whether there have been transactions between those related parties. A party is related to a party if the party controls, or is controlled by, or can significantly influence or is significantly influenced by the other party.

For the Society, related parties include the Council members and key management of the Society. It also includes an entity or person that directly or indirectly controls, is controlled by, or is under common or joint control with these persons; members of the key management personnel or close members of the family of any individual referred to herein and others who have the ability to control, jointly control or significantly influence by or for which significant voting power in such entity resides with, directly or indirectly, any such individual.

All Council members, chairman of sub-committees and staff members of the Society are required to read and understand the conflict of interest policy in place and make full disclosure of interests, relationships and holding that could potentially result in conflict of interests. When a conflict of interest situation arises, the members or staff shall abstain from participating in the discussion, decision making and voting on the matter.

In accordance with the Code of Governance, the Council members, or people connected with them, have not received remuneration, or other benefits, from the Society or from institutions connected with the Society.

There is no claim by the Council members for services provided to the Society, either by reimbursement to the Council members or by providing the Council members with an allowance or by direct payment to a third party.

There are no paid staff who are close members of the family of the Council members and CEO, and whose remuneration each exceeds \$50,000 during the year.

SINGAPORE CANCER SOCIETY**3. Related party relationships and transactions (cont'd)****3A. Key management compensation**

	<u>2023</u>	<u>2022</u>
	\$	\$
Salaries and other short-term employee benefits	<u>1,569,074</u>	<u>1,716,120</u>

The above amounts are included under employee benefits expense.

Key management personnel are the CEO and the direct reporting senior officers who have authority and responsibility for planning, directing and controlling the activities of the Society, directly or indirectly.

There were no transactions with a corporation in which the above key management personnel have an interest.

4. Voluntary income

	<u>2023</u>	<u>2022</u>
	\$	\$
		(Reclassified)
Direct debit donors programme	6,687,676	7,286,371
Outright donations ^(a)	<u>5,121,387</u>	<u>4,300,114</u>
	<u>11,809,063</u>	<u>11,586,485</u>

^(a) Amount includes donation-in-kind of \$99,754 (2022: \$781,468).

5. Fund generating activities

	<u>2023</u>	<u>2022</u>
	\$	\$
		(Reclassified)
<u>Unrestricted funds</u>		
Race against Cancer ^(a)	2,281,083	1,728,288
Relay for Life ^(b)	1,563,660	1,654,264
Projects/events	1,129,624	966,567
Direct mail appeals	<u>323,765</u>	<u>279,032</u>
	<u>5,298,132</u>	<u>4,628,151</u>
<u>Restricted funds</u>		
Projects/events	<u>506,638</u>	<u>301,386</u>
	<u>5,804,770</u>	<u>4,929,537</u>

^(a) Amount includes donation-in-kind of \$457,034 (2022: \$806,487) for Race against Cancer.

^(b) Amount includes donation-in-kind of \$410,270 (2022: \$352,200) for Relay for Life.

SINGAPORE CANCER SOCIETY**5. Fund generating activities (cont'd)**

The fund-raising appeals with gross receipts of more than \$1 million are as follows:

	<u>General Fund</u>		
	<u>Income</u> \$	<u>Fund generating expenses</u> \$	<u>Net surplus</u> \$
<u>2023</u>			
Race against Cancer	2,281,083	723,948	1,557,135
Relay for Life	<u>1,563,660</u>	<u>679,475</u>	<u>884,185</u>
<u>2022</u>			
Race against Cancer	1,728,288	1,104,416	623,872
Relay for Life	<u>1,654,264</u>	<u>510,403</u>	<u>1,143,861</u>

6. Charitable income

	<u>2023</u> \$	<u>2022</u> \$ (Reclassified)
MOH Subvention	1,699,992	1,234,209
Grants (Programme)	1,663,024	1,631,143
Other income	375,347	344,893
	<u>3,738,363</u>	<u>3,210,245</u>

A matching amount of donation of \$5,000,000 (2022: \$5,000,000) was set aside for the SCS-CST Matching Fund, mainly for MOH subvented programme – Cancer Rehabilitation Services and Hospice Homecare Services.

7. Grants income

	<u>2023</u> \$	<u>2022</u> \$ (Reclassified)
Community Silver Trust	4,195,512	2,000,000
Other grants	<u>1,503,051</u>	<u>1,963,454</u>
	<u>5,698,563</u>	<u>3,963,454</u>

Other grants relate to funding received from Agency for Integrated Care (AIC), National Council of Social Service (NCSS), Workforce Singapore (WSG), IRAS, MSF and SAF in relation to salary/job incentive, workforce development, training and paid government leave.

SINGAPORE CANCER SOCIETY**8. Interest and investment income and (other losses)**

	<u>2023</u>	<u>2022</u>
	\$	\$
Interest income		
- Financial assets at amortised cost	1,108,648	222,397
- Debt asset instruments at FVTOCI	1,934,635	1,788,664
- Debt asset instruments at FVTPL	155,039	66,386
	<u>3,198,322</u>	<u>2,077,447</u>
Loss on sale of debt asset instruments at FVTOCI	(121,147)	(214,190)
Fair value gains / (loss) on debt asset instruments at FVTPL	104,487	(171,579)
Net	<u><u>3,181,662</u></u>	<u><u>1,691,678</u></u>
Presented as:		
Interest and investment income	3,302,809	2,077,447
Other losses	(121,147)	(385,769)
Net	<u><u>3,181,662</u></u>	<u><u>1,691,678</u></u>

9. Sundry income

	<u>2023</u>	<u>2022</u>
	\$	\$
		(Reclassified)
Membership subscription	3,000	820
Other income	8,615	8,578
	<u>11,615</u>	<u>9,398</u>

10. Cost of generating voluntary income – fundraising

	<u>2023</u>	<u>2022</u>
	\$	\$
		(Reclassified)
Advertising and publicity	104,432	92,680
Newsletter	88,876	27,321
Bank charges and processing fees	78,424	79,820
Outsourced services	45,642	7,200
Third party fund raiser costs #	100,028	136,438
Administrative and general costs	8,235	5,107
Employee benefits expense	520,791	520,293
Support costs (Note 14)	795,000	660,441
	<u>1,741,428</u>	<u>1,529,300</u>

(#) A third party fund raiser was appointed in November 2021 and the commission of \$100,028 (2022: \$136,438) represents amount payable.

SINGAPORE CANCER SOCIETY**11. Cost of fund generating activities**

	<u>2023</u>	<u>2022</u>
	\$	\$ (Reclassified)
<u>Unrestricted funds</u>		
Events ^(a)	1,474,080	2,141,317
Volunteers programme	104,370	28,023
Administrative and general costs	6,236	2,791
Employee benefits expense	561,855	556,365
Support costs (Note 14)	496,875	412,776
	<u>2,643,416</u>	<u>3,141,272</u>
<u>Restricted funds</u>		
Events ^(b)	103,241	66,006
	<u>2,746,657</u>	<u>3,207,278</u>

(a) Include costs for Race against Cancer of \$723,948 (2022: \$1,104,416) and Relay for Life of \$679,475 (2022: \$510,403).

(b) Utilisation of Movember Funds of \$63,946 (2022: \$66,002). Refer to Note 27 to the financial statements.

12. Cost of charitable activities**12A. Cancer screening and public education**

	<u>2023</u>	<u>2022</u>
	\$	\$
Cancer screening (Mammogram, Papsmear, FIT)	3,648,196	2,723,776
Public education	782,957	552,116
Administrative and general costs	76,842	85,987
Employee benefits expense	1,380,845	1,023,976
Support costs (Note 14)	944,062	784,274
	<u>6,832,902</u>	<u>5,170,129</u>

12B. Welfare services

	<u>2023</u>	<u>2022</u>
	\$	\$
<u>Unrestricted funds</u>		
Financial and medical aid ^(a)	2,493,970	3,286,233
Support group	48,705	13,169
Support group activities	135,106	110,833
Administrative and general costs	320,552	142,582
Employee benefits expense	2,841,191	2,397,445
Support costs (Note 14)	745,312	619,163
	<u>6,584,836</u>	<u>6,569,425</u>
<u>Restricted funds</u>		
Support group activities ^(b)	9,037	36,933
	<u>6,593,873</u>	<u>6,606,358</u>

(a) Included in the cost is utilisation of Cancer Treatment Fund of \$508,861 (2022: \$821,665).

(b) Utilisation of Movember Funds of \$9,037 (2022 \$36,933).

SINGAPORE CANCER SOCIETY**12. Cost of charitable activities (cont'd)****12C. Hospice homecare services**

	<u>2023</u>	<u>2022</u>
	\$	\$
<u>Unrestricted funds</u>		
Hospice homecare services	455,475	514,636
Administrative and general costs	89,191	97,690
Employee benefits expense	1,425,416	1,297,000
Support costs (Note 14)	546,562	454,053
	<u>2,516,644</u>	<u>2,363,379</u>

12D. Cancer rehabilitation services

	<u>2023</u>	<u>2022</u>
	\$	\$
<u>Unrestricted funds</u>		
Cancer rehabilitation services	217,814	73,047
Welfare assistance	305,863	265,145
Administrative and general costs	485,547	626,534
Employee benefits expense	1,203,401	1,484,347
Support costs (Note 14)	447,187	371,498
	<u>2,659,812</u>	<u>2,820,571</u>

12E. Research and data analytics

	<u>2023</u>	<u>2022</u>
	\$	\$
<u>Unrestricted funds</u>		
Cancer research	306,213	273,188
Administrative and general costs	267	25
Employee benefits expense	453,409	340,450
Support costs (Note 14)	49,688	41,276
	<u>809,577</u>	<u>654,939</u>
<u>Restricted funds</u>		
Cancer research	-	129,172
	<u>809,577</u>	<u>784,111</u>

13. Administrative costs

	<u>2023</u>	<u>2022</u>
	\$	\$
Depreciation of plant and equipment (Note 17)	77,227	32,694
Repair and maintenance expenses	118,782	71,294
Other operating expenses	150,564	152,464
Employee benefits expense	597,489	527,822
Total support costs (Note 14)	944,062	784,274
Other direct expenses	10,136	-
	<u>954,198</u>	<u>784,274</u>

SINGAPORE CANCER SOCIETY**14. Support costs**

Support costs have been allocated to the respective costs of activities based on headcount, as follows:

	Cost of generating voluntary <u>income</u> \$	Cost of charitable <u>activities</u> \$	Cost of funds generating <u>activities</u> \$	Administrative <u>costs</u> \$	<u>Total</u> \$
<u>2023:</u>					
Corporate services (#)	741,617	2,549,308	463,511	880,670	4,635,105
Corporate affairs	53,383	183,503	33,364	63,392	333,642
	<u>795,000</u>	<u>2,732,811</u>	<u>496,875</u>	<u>944,062</u>	<u>4,968,747</u>
<u>2022: (Reclassified)</u>					
Corporate services (#)	602,556	2,071,284	376,598	715,535	3,765,973
Corporate affairs	57,885	198,980	36,178	68,739	361,782
	<u>660,441</u>	<u>2,270,264</u>	<u>412,776</u>	<u>784,274</u>	<u>4,127,755</u>

(#) Corporate services consist of finance, human resource, information technology, administration, facilities and call management departments.

The cost of charitable activities are charged to the following:

	<u>2023</u> \$	<u>2022</u> \$
<u>Unrestricted funds</u>		
Cancer screening and public education (Note 12A)	944,062	784,274
Welfare services (Note 12B)	745,312	619,163
Hospice homecare services (Note 12C)	546,562	454,053
Cancer rehabilitation services (Note 12D)	447,187	371,498
Research and data analytics (Note 12E)	49,688	41,276
	<u>2,732,811</u>	<u>2,270,264</u>

15. Analysis of expenditure

	<u>2023</u> \$	<u>2022</u> \$
Audit fees to the independent auditor of the Society	35,000	30,000
Audit-related services ("ARS") fees to the independent auditor of the Society	19,500	12,500
Advertising and publicity	562,717	623,750
Donations-in-kind	967,058	1,940,155
Employee benefits expense (Note 15A)	11,522,690	10,395,103
Financial, medical and welfare assistance	3,083,397	3,243,286
Medical supplies	1,433,034	1,007,199
Outsourced services	1,755,804	1,312,518
Postages and courier	414,873	304,280
Professional fees	1,115,451	918,505
Repair and maintenance expenses	750,215	496,439
Others	3,316,499	3,367,434
Total	<u>24,976,238</u>	<u>23,651,169</u>

SINGAPORE CANCER SOCIETY**15. Analysis of expenditure (cont'd)****15A. Employee benefits expense**

	<u>2023</u>	<u>2022</u>
	\$	\$
Short term employee benefits expense	10,241,483	9,227,250
Contributions to defined contribution plan	<u>1,281,207</u>	<u>1,167,853</u>
Total employee benefits expense	<u>11,522,690</u>	<u>10,395,103</u>

16. Tax-exempt receipts

The Society enjoys a concessionary tax treatment whereby qualifying donors are granted 2.5 times (2022: 2.5 times) tax deduction for the donations made to the Society. The quantum of the tax deduction for each calendar year may vary as announced in the Singapore Budget. The Institutions of a Public Character status granted to the Society for donations is for the period from 31 March 2022 to 30 March 2025.

	<u>2023</u>	<u>2022</u>
	\$	\$
Tax-exempt receipts issued by the Society for donations collected	<u>12,995,642</u>	<u>12,076,495</u>

SINGAPORE CANCER SOCIETY

17. Plant and equipment

	<u>Computers</u>	<u>Furniture and fittings</u>	<u>Motor vehicles</u>	<u>Assets under construction</u>	<u>Total</u>
	\$	\$	\$	\$	\$
<u>Cost</u>					
At 1 January 2022	1,521,897	1,935,418	231,429	–	3,688,744
Additions	199,108	48,581	–	57,470	305,159
Disposals	(142,397)	(19,218)	–	–	(161,615)
At 31 December 2022	<u>1,578,608</u>	<u>1,964,781</u>	<u>231,429</u>	<u>57,470</u>	<u>3,832,288</u>
Additions	5,065	2,634,176	–	75,857	2,715,098
Disposals	–	(967,868)	–	–	(967,868)
Transfer	–	57,470	–	(57,470)	–
At 31 December 2023	<u>1,583,673</u>	<u>3,688,559</u>	<u>231,429</u>	<u>75,857</u>	<u>5,579,518</u>
<u>Accumulated depreciation</u>					
At 1 January 2022	1,234,684	1,863,881	14,708	–	3,113,273
Depreciation for the year	169,354	24,749	23,152	–	217,255
Disposals	(141,736)	(19,218)	–	–	(160,954)
At 31 December 2022	<u>1,262,302</u>	<u>1,869,412</u>	<u>37,860</u>	<u>–</u>	<u>3,169,574</u>
Depreciation for the year	158,044	402,411	23,152	–	583,607
Disposals	–	(967,868)	–	–	(967,868)
At 31 December 2023	<u>1,420,346</u>	<u>1,303,955</u>	<u>61,012</u>	<u>–</u>	<u>2,785,313</u>
<u>Carrying value</u>					
At 1 January 2022	<u>287,213</u>	<u>71,537</u>	<u>216,721</u>	<u>–</u>	<u>575,471</u>
At 31 December 2022	<u>316,306</u>	<u>95,369</u>	<u>193,569</u>	<u>57,470</u>	<u>662,714</u>
At 31 December 2023	<u>163,327</u>	<u>2,384,604</u>	<u>170,417</u>	<u>75,857</u>	<u>2,794,205</u>

Fully depreciated plant and equipment still in use had a cost of \$2,002,576 (2022: \$2,887,155).

Depreciation expenses are charged to the statement of financial activities as follows:

	<u>2023</u>	<u>2022</u>
	\$	\$
Cost of generating voluntary income	65,033	8,604
Cost of fund generating activities	40,646	36,136
Cost of charitable activities		
– Cancer screening and public education	84,021	39,561
– Welfare services	114,936	48,964
– Hospice homecare services	45,699	19,917
– Cancer rehabilitation services	151,981	29,658
– Research and data analytics	4,064	1,721
Administrative expenses (Note 13)	<u>77,227</u>	<u>32,694</u>
Total	<u>583,607</u>	<u>217,255</u>

SINGAPORE CANCER SOCIETY**18. Other financial assets**

	<u>2023</u>	<u>2022</u>
	\$	\$
<u>Current</u>		
Investments in debt asset instruments at FVTOCI (Note 18A)	<u>14,663,510</u>	<u>6,699,736</u>
<u>Non-current</u>		
Investments in debt asset instruments at FVTOCI (Note 18A)	52,173,477	54,150,402
Investments in debt asset instruments at FVTPL (Note 18B)	<u>2,419,638</u>	<u>2,065,152</u>
Sub-total	54,593,115	56,215,554
Total	<u>69,256,625</u>	<u>62,915,290</u>

The management has appointed external fund managers since 1 November 2016 to invest and manage the moneys in accordance with the prudent guidelines set out by management. An investment committee has been set up to oversee these investments. The management and the investment committee receive periodic reports on the financial performance of the investments and the markets which the investments are in.

18A. Investments in debt asset instruments at FVTOCI

	<u>2023</u>	<u>2022</u>
	\$	\$
<u>Movements during the year:</u>		
Fair value at beginning of the year	60,850,138	45,141,732
Additions	21,321,301	31,035,968
Disposals	(17,583,408)	(10,918,367)
Gains / (loss) on fair value changes	2,127,809	(4,623,385)
Reclassification adjustments for loss included in statement of financial activities – realised on disposal	<u>121,147</u>	<u>214,190</u>
Fair value at end of the year	<u>66,836,987</u>	<u>60,850,138</u>

The information gives a summary of the significant concentrations with the investment portfolio including their fair value hierarchy, where necessary.

		<u>2023</u>	<u>2022</u>
	<u>Level</u>	\$	\$
<u>Quoted bonds</u>			
Singapore	1	<u>66,836,987</u>	<u>60,850,138</u>

These bonds have fixed coupon rates ranging from 1.63% to 5.00% (2022: 1.20% to 5.00%) per annum. Their maturity dates range from January 2024 to October 2051 (2022: January 2023 to October 2036).

SINGAPORE CANCER SOCIETY**18. Other financial assets (cont'd)****18A. Investments in debt asset instruments at FVTOCI (cont'd)**

A summary of the maturity dates as at the end of reporting year is as follows:

	<u>2023</u>	<u>2022</u>
	\$	\$
Within 1 year	14,663,510	6,699,736
Within 2 to 5 years	29,685,647	33,427,248
More than 5 years	<u>22,487,830</u>	<u>20,723,154</u>
	<u>66,836,987</u>	<u>60,850,138</u>

Credit rating of the debt asset instruments at FVTOCI

The debt asset investments at FVTOCI are subject to the expected credit loss model under the financial reporting standard on financial instruments.

Listed bonds are regarded as of low credit risk if they have an investment grade credit rating with one or more reputable rating agencies. Other bonds are regarded as of low credit risk if they have a low risk of default and the issuer has a strong capacity to meet its contractual cash flow obligations in the near term. The methodology applied for impairment loss depends on whether there has been a significant increase in credit risk.

A summary of credit ratings of investments in debt assets instruments at FVTOCI is as follows:

	<u>2023</u>	<u>2022</u>
	\$	\$
Balances with investment grade credit rating with one or more reputable rating agencies	22,425,602	30,629,545
Balances not having an investment grade credit rating	<u>44,411,385</u>	<u>30,220,593</u>
Total	<u>66,836,987</u>	<u>60,850,138</u>

The debt assets investments at FVTOCI are considered to have low credit risk, and no loss allowance for impairment is deemed necessary.

18B. Investments in debt asset instrument at FVTPL

	<u>2023</u>	<u>2022</u>
	\$	\$
<u>Movements during the year:</u>		
Fair value at beginning of the year	2,065,152	–
Additions	250,000	2,480,116
Disposals	–	(243,385)
Gains / (loss) on fair value changes	<u>104,486</u>	<u>(171,579)</u>
Fair value at end of the year	<u>2,419,638</u>	<u>2,065,152</u>

SINGAPORE CANCER SOCIETY**18. Other financial assets (cont'd)****18B. Investments in debt asset instrument at FVTPL (cont'd)**

The information gives a summary of the significant concentrations with the investment portfolio including their fair value hierarchy, where necessary.

	<u>Level</u>	<u>2023</u> \$	<u>2022</u> \$
<u>Quoted perpetual bonds</u>			
Singapore	1	<u>2,419,638</u>	<u>2,065,152</u>

These bonds have fixed coupon rates ranging from 3.00% to 5.50% (2022: 3.00% to 4.10%) per annum and have no fixed maturity date (2022: Nil).

18C. Fair values

The fair values of investments in debt asset instruments are based on prices in an active market at the end of the reporting year.

Sensitivity analysis for price risk of debt asset instruments

Debt asset instruments are exposed to market price risk arising from uncertainties about future values of these investments.

Sensitivity analysis: The effect is as follows:

	<u>2023</u> \$	<u>2022</u> \$
A hypothetical 10% increase / (decrease) in the fair value of quoted debt asset instruments at FVTOCI would increase / (decrease) other comprehensive income by the following amount	6,683,699	6,085,014
A hypothetical 10% increase / (decrease) in the fair value of quoted debt asset instruments at FVTPL would increase / (decrease) net surplus by the following amount	<u>241,964</u>	<u>206,515</u>

For similar price decreases in the fair value of the above financial assets, there would be comparable impacts in the opposite direction.

SINGAPORE CANCER SOCIETY

19. Right-of-use assets

Right-of-use assets in the statement of financial position relate to premises, machinery and equipment leased by the Society and are presented as follows:

	<u>Premises</u> \$	<u>Machinery and equipment</u> \$	<u>Total</u> \$
<u>Cost</u>			
At 1 January 2022	844,059	30,848	874,907
Additions	626,102	–	626,102
Disposals	<u>(671,196)</u>	<u>–</u>	<u>(671,196)</u>
At 31 December 2022	798,965	30,848	829,813
Additions	1,203,008	–	1,203,008
Disposals	<u>(629,177)</u>	<u>–</u>	<u>(629,177)</u>
At 31 December 2023	<u>1,372,796</u>	<u>30,848</u>	<u>1,403,644</u>
<u>Accumulated depreciation</u>			
At 1 January 2022	273,231	10,022	283,253
Depreciation for the year	717,897	6,170	724,067
Disposals	<u>(671,196)</u>	<u>–</u>	<u>(671,196)</u>
At 31 December 2022	319,932	16,192	336,124
Depreciation for the year	546,697	6,256	552,953
Disposals	<u>(395,262)</u>	<u>–</u>	<u>(395,262)</u>
At 31 December 2023	<u>471,367</u>	<u>22,448</u>	<u>493,815</u>
<u>Carrying value</u>			
At 1 January 2022	<u>570,828</u>	<u>20,826</u>	<u>591,654</u>
At 31 December 2022	<u>479,033</u>	<u>14,656</u>	<u>493,689</u>
At 31 December 2023	<u>901,429</u>	<u>8,400</u>	<u>909,829</u>

Depreciation expenses are charged to the statement of financial activities as follows:

	<u>2023</u> \$	<u>2022</u> \$ (Reclassified)
Cost of generating voluntary income	31,926	24,741
Cost of fund generating activities	19,954	15,463
Cost of charitable activities		
– Cancer screening and public education	59,312	47,422
– Welfare services	172,416	41,237
– Hospice homecare services	21,949	17,009
– Cancer rehabilitation services	207,489	547,269
– Research and data analytics	1,995	1,546
Administrative expenses	37,912	29,380
Total	<u>552,953</u>	<u>724,067</u>

There are restrictions or covenants imposed by the leases to sublet the asset to another party. The right-of-use assets can only be used by the lessee. Unless permitted by the owner, the lease prohibits from selling or pledging the underlying leased assets as security. Typically, the leases are either non-cancellable or may only be cancelled by incurring a substantive termination fee. For leases over properties the leases require those properties in a good state of repair and return the properties in their original condition at the end of the lease. Insurance, and maintenance fees on right-of-use assets are usually required under the lease contracts.

SINGAPORE CANCER SOCIETY**20. Other receivables**

	<u>2023</u>	<u>2022</u>
	\$	\$
Interest receivables	1,034,679	694,315
Ministry of Health	779,799	335,951
Singapore Telecommunications Limited	250,000	–
Health Promotion Board	39,294	175,498
Outside parties	438,402	489,447
	<u>2,542,174</u>	<u>1,695,211</u>

Other receivables are normally with no fixed terms and therefore there is no maturity.

Other receivables at amortised cost shown above are subject to the expected credit loss model under the financial reporting standard on financial instruments. Other receivables can be considered to have low credit risk if they have a low risk of default and the debtor has a strong capacity to meet its contractual cash flow obligations in the near term. No loss allowance is deemed necessary as at the reporting year end.

21. Other assets

	<u>2023</u>	<u>2022</u>
	\$	\$
Deposits to secure services	81,092	167,451
Prepayments ^(#)	552,973	311,181
	<u>634,065</u>	<u>478,632</u>

^(#) Included in prepayments are advances made to purchase Faecal Immunochemical Test (“FIT”) kits amounting to \$426,681 (2022: \$181,920).

22. Cash and cash equivalents

	<u>2023</u>	<u>2022</u>
	\$	\$
Not restricted in use	30,141,679	28,100,124
Cash restricted under Community Silver Trust Grant (Note 26A)	6,974,357	7,178,582
Cash restricted under Endowment Fund (Note 27)	1,000,000	1,000,000
Restricted in use	7,342,175	9,103,206
	<u>45,458,211</u>	<u>45,381,912</u>
Interest earning balances	<u>32,021,242</u>	<u>32,532,518</u>

Included within cash and cash equivalents is an amount of \$10,096 (2022: \$10,085) which has been pledged for corporate card facility.

The interest rates for the cash on interest earning accounts ranged from 1.50% to 3.95% (2022: ranged from 0.1% to 3.81%) per annum.

SINGAPORE CANCER SOCIETY**22. Cash and cash equivalents (cont'd)****22A. Non-cash movements**

Included within additions to plant and equipment for the current reporting year is an amount of \$314,000 which relates to the current year provision for reinstatement costs (Note 24).

22B. Cash and cash equivalents in the statement of cash flows

	<u>2023</u> \$	<u>2022</u> \$
Amount as shown above	45,458,211	45,381,912
Less: Cash restricted under specific funds	(7,974,357)	(8,178,582)
Less: Cash restricted in use	<u>(7,342,175)</u>	<u>(9,103,206)</u>
Cash and cash equivalents for statement of cash flows purposes at end of the year	<u>30,141,679</u>	<u>28,100,124</u>

22B. Reconciliation of liabilities arising from financing activities

	<u>2022</u> \$	<u>Cash flows</u> \$	<u>Non-cash changes</u> \$		<u>2023</u> \$
Lease liabilities	<u>510,939</u>	<u>(547,401)</u>	<u>953,113</u>	(a)	<u>916,651</u>
	<u>2021</u> \$	<u>Cash flows</u> \$	<u>Non-cash changes</u> \$		<u>2022</u> \$
Lease liabilities	<u>609,681</u>	<u>(724,844)</u>	<u>626,102</u>	(a)	<u>510,939</u>

(a) Being new lease liabilities recognised during the year of \$1,203,008 (2022: \$626,102) and lease liabilities written off during the year of \$249,895 (2022: Nil).

23. Lease liabilities

Lease liabilities are presented in the statement of financial position as follows:

	<u>2023</u> \$	<u>2022</u> \$
Lease liabilities, current	509,937	448,112
Lease liabilities, non-current	<u>406,714</u>	<u>62,827</u>
	<u>916,651</u>	<u>510,939</u>

The lease liabilities are in relation to the Society's leased premises, machinery and equipment. Lease liabilities are secured by the right-of-use assets because these will revert to the lessor in the event of default. The right-of-use assets are disclosed in Note 19.

A summary of the maturity analysis of lease liabilities that shows the remaining contractual maturities is disclosed in Note 32E.

At reporting year date, there were no commitments on leases which had not yet commenced.

SINGAPORE CANCER SOCIETY**24. Provisions**

	<u>2023</u>	<u>2022</u>
	\$	\$
<u>Provision for restoration costs:</u>		
Balance at beginning of the year	-	-
Additions during the year	314,000	-
Balance at end of the year	<u>314,000</u>	<u>-</u>

The above provision represents the estimated costs of dismantling, removing and restoring leased premises to their original condition at the expiration of the lease periods. The estimated costs are determined based on quotations received from external parties.

25. Trade payables

	<u>2023</u>	<u>2022</u>
	\$	\$
Outside parties and accrued liabilities	<u>4,238,739</u>	<u>2,366,568</u>

26. Other liabilities

	<u>2023</u>	<u>2022</u>
	\$	\$
<u>Deferred grants:</u>		
Community Silver Trust Grant (Note 26A)	6,974,357	7,178,582
Other grants (Note 26B)	2,182,045	2,239,943
	<u>9,156,402</u>	<u>9,418,525</u>

26A. Community Silver Trust Grant

	<u>2023</u>	<u>2022</u>
	\$	\$
Balance at beginning of the year	7,178,582	4,500,000
Grants received during the year	3,991,287	4,678,582
Utilised during the year	(2,195,512)	-
Transfer to other grants	(2,000,000)	(2,000,000)
Balance at end of year	<u>6,974,357</u>	<u>7,178,582</u>

The community silver trust ("CST") grant is a dollar-to-dollar donation matching grant provided by the government to enhance the services of voluntary welfare organisations in the intermediate and long-term care sector. One key objective of the CST grant is to encourage public donations from individuals, foundations and corporate establishments. With additional CST funds matched by the government, organisations will be able to enhance capabilities and expand their capacities to improve quality of care and provide affordable step down care.

SINGAPORE CANCER SOCIETY**26. Other liabilities (cont'd)****26B. Other grants**

	<u>2023</u>	<u>2022</u>
	\$	\$
Balance at beginning of the year	2,239,943	2,091,407
Grants received during the year	47,776	514,850
Transfer from Community Silver Trust Grant	2,000,000	2,000,000
Utilised during the year	<u>(2,105,674)</u>	<u>(2,366,314)</u>
Balance at end of year	<u>2,182,045</u>	<u>2,239,943</u>

Other grants consist mainly of \$2,000,000 (2022: \$2,000,000) CST grant which has been allocated for its Recurrent Operating Expenses (ROE) usage. The remaining amounts consist of other deferred corporate sponsorship income which are recognised in profit or loss on a systematic basis over the periods necessary to match them with the related costs that they are intended to compensate.

SINGAPORE CANCER SOCIETY

27. Fund account balances

	Unrestricted funds						Restricted Funds				
	General fund	Revaluation reserve	Cancer Treatment fund	SCS-CST Matching fund	SCS Strategic Development Fund	Sub-total	Movember fund	Terry Fox Run	Endowment fund	Sub-total	Total funds
	\$	\$	\$	\$	\$	\$	\$	\$	\$	\$	\$
		(Note 28)	(i)	(ii)	(iii)		(iv)	(v)	(vi)		
Balance as at 1 January 2023	51,841,825	(4,095,449)	3,993,924	21,455,866	22,478,578	95,674,744	2,490,958	165,714	1,000,000	3,656,672	99,331,416
Voluntary income	11,809,063	–	–	–	–	11,809,063	–	–	–	–	11,809,063
Fund generating activities	5,298,132	–	–	–	–	5,298,132	320,749	185,889	–	506,638	5,804,770
Charitable income	3,738,363	–	–	–	–	3,738,363	–	–	–	–	3,738,363
Grants income	5,698,563	–	–	–	–	5,698,563	–	–	–	–	5,698,563
Interest and investment income	3,302,809	–	–	–	–	3,302,809	–	–	–	–	3,302,809
Sundry income	11,615	–	–	–	–	11,615	–	–	–	–	11,615
Income generated	29,858,545	–	–	–	–	29,858,545	320,749	185,889	–	506,638	30,365,183
Cost of generating voluntary income	1,741,428	–	–	–	–	1,741,428	–	–	–	–	1,741,428
Cost of funds generating activities	2,643,416	–	–	–	–	2,643,416	63,946	39,295	–	103,241	2,746,657
Cost of charitable activities	14,303,001	–	508,861	4,591,909	–	19,403,771	9,037	–	–	9,037	19,412,808
Administrative costs	954,198	–	–	–	–	954,198	–	–	–	–	954,198
Other losses	121,147	–	–	–	–	121,147	–	–	–	–	121,147
Utilisation of funds	19,763,190	–	508,861	4,591,909	–	24,863,960	72,983	39,295	–	112,278	24,976,238
Fair value gains on debt asset instruments at FVTOCI	–	2,127,809	–	–	–	2,127,809	–	–	–	–	2,127,809
Reclassification adjustments for loss included in statement of financial activities – realised on disposal	–	121,147	–	–	–	121,147	–	–	–	–	121,147
Transfer (from) / to funds, net*	(3,362,518)	–	–	3,362,518	–	–	–	–	–	–	–
Balance as at 31 December 2023	58,574,662	(1,846,493)	3,485,063	20,226,475	22,478,578	102,918,285	2,738,724	312,308	1,000,000	4,051,032	106,969,317

*Transfer of funds comprises \$5,000,000 set aside for the SCS-CST Matching Fund, net off against the draw-down for prior year expenses of \$1,637,482.

SINGAPORE CANCER SOCIETY

27. Fund account balances (cont'd)

	Unrestricted funds						Restricted Funds				
	General fund \$ (Reclassified)	Revaluation reserve \$ (Note 28)	Cancer Treatment fund \$ (i)	SCS-CST Matching fund \$ (ii)	SCS Strategic Development Fund \$ (iii)	Sub-total \$ (Reclassified)	November fund \$ (iv)	Terry Fox Run \$ (v)	Endowment fund \$ (vi)	Sub-total \$	Total funds \$ (Reclassified)
Balance as at 1 January 2022	50,234,584	313,746	4,815,589	20,185,320	22,478,578	98,027,817	2,308,617	278,780	1,000,000	3,587,397	101,615,214
Voluntary income	11,586,485	–	–	–	–	11,586,485	–	–	–	–	11,586,485
Fund generating activities	4,628,151	–	–	–	–	4,628,151	285,276	16,110	–	301,386	4,929,537
Charitable income	3,210,245	–	–	–	–	3,210,245	–	–	–	–	3,210,245
Grants income	3,963,454	–	–	–	–	3,963,454	–	–	–	–	3,963,454
Interest and investment income	2,077,447	–	–	–	–	2,077,447	–	–	–	–	2,077,447
Sundry income	9,398	–	–	–	–	9,398	–	–	–	–	9,398
Income generated	25,475,180	–	–	–	–	25,475,180	285,276	16,110	–	301,386	25,776,566
Cost of generating voluntary income	1,529,300	–	–	–	–	1,529,300	–	–	–	–	1,529,300
Cost of funds generating activities	3,141,272	–	–	–	–	3,141,272	66,002	4	–	66,006	3,207,278
Cost of charitable activities	13,027,324	–	821,665	3,729,454	–	17,578,443	36,933	129,172	–	166,105	17,744,548
Administrative costs	784,274	–	–	–	–	784,274	–	–	–	–	784,274
Other losses	385,769	–	–	–	–	385,769	–	–	–	–	385,769
Utilisation of funds	18,867,939	–	821,665	3,729,454	–	23,419,058	102,935	129,176	–	232,111	23,651,169
Fair value loss on debt asset instruments at FVTOCI	–	(4,623,385)	–	–	–	(4,623,385)	–	–	–	–	(4,623,385)
Reclassification adjustments for loss included in statement of financial activities – realised on disposal	–	214,190	–	–	–	214,190	–	–	–	–	214,190
Transfer (from) / to funds	(5,000,000)	–	–	5,000,000	–	–	–	–	–	–	–
Balance as at 31 December 2022	51,841,825	(4,095,449)	3,993,924	21,455,866	22,478,578	95,674,744	2,490,958	165,714	1,000,000	3,656,672	99,331,416

SINGAPORE CANCER SOCIETY**27. Fund account balances (cont'd)**

- (i) The Cancer Treatment Fund was established in 2005, with the objective to assist cancer patients that have financial difficulties.
- (ii) The SCS-CST Matching Fund was established by the Society to allocate additional resources to enhance capabilities and provide value-added services to achieve affordable and higher quality care. These resources are further supplemented by the grant from the government (see Note 26A to the financial statements).
- (iii) SCS Strategic Development Fund was established in 2021, with the objective of funding a replacement building or premises for the Society following the completed disposal of its asset held for sale during the reporting year.
- (iv) The Movember Fund consists of grants received from Movember Group Pty Ltd. These are granted to the Society for the purpose of raising awareness on male health issues. This fund will be utilised for projects agreed with Movember Group Pty Ltd.
- (v) The Terry Fox Run Fund consists of donations received from the Canadian Association of Singapore. These are granted to the Society for cancer research projects. This fund will be utilised for projects agreed with Canadian Association of Singapore.
- (vi) The Endowment Fund was established in 2017 and will be held for 10 years. The fund is granted to the Society for the purpose of assisting with the mission of the Society to minimise the impact of cancer through public education, screening, patient services, financial assistance, research and advocacy.

Interest income has not been allocated to the respective funds as it is impracticable to do so.

28. Revaluation reserve

	<u>2023</u> \$	<u>2022</u> \$
Investment in debt asset instruments at FVTOCI reserve	<u>(1,846,493)</u>	<u>(4,095,449)</u>
<u>Movement during the year:</u>		
At beginning of the year	(4,095,449)	313,746
Fair value gains / (losses) on debt asset instruments at FVTOCI	2,127,809	(4,623,385)
Reclassification adjustments for loss included in statement of financial activities – realised on disposal	121,147	214,190
At end of the year	<u>(1,846,493)</u>	<u>(4,095,449)</u>

The debt asset instruments at FVTOCI reserve arises from the remeasurement of the debt asset instruments at FVTOCI.

SINGAPORE CANCER SOCIETY**29. Reserve policy**

The primary objective of the Society's reserves management policy is to ensure that it maintains strong and healthy capital ratios in order to support its operations and potential initiatives.

The Society targets to maintain an optimum level of accumulated fund which is at least one time of its budgeted operating expenditures. This excludes building or project funds, endowment funds and sinking funds. The Society regularly reviews and manages its reserves to ensure optimal capital structure, taking into consideration the future capital requirements of the Society and capital efficiency, projected income and operating cash flows.

The Investment Committee closely monitors the investment of surplus funds and reserves of the Society. The Investment Committee provides strategic direction on the long term financial and assets development of the Society.

The Society is not subject to externally imposed capital requirements. There were no changes to the Society's approach to reserves management during the year.

30. Columnar presentation of statement of financial position

A large majority of the assets and liabilities are attributable to the General Fund. Majority of the assets of the other funds are represented by cash balances. Accordingly, the Society did not adopt a columnar presentation of its assets, liabilities and funds in the Statement of Financial Position as it was not meaningful.

31. Capital commitments

Estimated amounts committed at the end of the reporting year for future capital expenditure but not recognised in the financial statements are as follows:

	<u>2023</u>	<u>2022</u>
	\$	\$
Commitments to purchase plant and equipment	<u>49,073</u>	<u>2,249,380</u>

32. Financial instruments: information and financial risks**32A. Categories of financial assets and financial liabilities**

The following table categorises the carrying amount of financial assets and liabilities recorded at the end of the reporting year:

	<u>2023</u>	<u>2022</u>
	\$	\$
<u>Financial assets</u>		
At amortised cost	48,081,477	47,244,574
At FVTOCI	66,836,987	60,850,138
At FVTPL	<u>2,419,638</u>	<u>2,065,152</u>
	<u>117,338,102</u>	<u>110,159,864</u>
<u>Financial liabilities</u>		
At amortised cost	<u>5,155,390</u>	<u>2,877,507</u>

Further quantitative disclosures are included throughout these financial statements.

SINGAPORE CANCER SOCIETY

32. Financial instruments: information and financial risks (cont'd)

32B. Financial risk management

The main purpose for holding or issuing financial instruments is to raise and manage the finances for the Society's operating, investing and financing activities. There are exposures to the financial risks on the financial instruments such as credit risk, liquidity risk and market risk comprising interest rate, currency risk and price risk exposures. Management has certain practices for the management of financial risks. The guidelines set up the short and long term objectives and action to be taken in order to manage the financial risks. The guidelines include the following:

1. All financial risk management activities are carried out and monitored by senior management staff.
2. All financial risk management activities are carried out following good market practices.
3. When appropriate may consider investing in shares or similar instruments.
4. When appropriate enter into derivatives or any other similar instruments solely for hedging purposes.

There have been no changes to the exposures to risk; the objectives, policies and processes for managing the risk and the methods used to measure the risk.

32C. Fair value of financial instruments

The analyses of financial instruments that are measured subsequent to initial recognition at fair value, grouped into Levels 1 to 3 are disclosed in the relevant notes to the financial statements. These include the significant financial instruments stated at amortised cost and at fair value in the statement of financial position. The carrying values of current financial instruments approximate their fair values due to the short-term maturity of these instruments and the disclosures of fair value are not made when the carrying amount of current financial instruments is a reasonable approximation of the fair value.

32D. Credit risk on financial assets

Financial assets are principally from cash balances with banks, cash equivalents, receivables and other financial assets. They are potentially subject to credit risk due to failures by counterparties to discharge their obligations in full or in a timely manner. The maximum exposure to credit risk is the total of the fair value of the financial assets at the end of the reporting year. Credit risk on cash balances and any other financial instruments with banks and other financial institutions is limited because the counter-parties are entities with acceptable credit ratings. For expected credit losses (ECL) on financial assets, the general approach (three-stage approach) in the financial reporting standard on financial instruments is applied to measure the ECL allowance. Under this general approach the financial assets move through the three stages as their credit quality change. On initial recognition, a day-1 loss is recorded equal to the 12 month ECL unless the assets are considered credit impaired. However, for trade receivables that do not contain a significant financing component or when the entity applies the practical expedient of not adjusting the effect of a significant financing component, the entity applies the simplified approach in calculating ECL as is permitted by the financial reporting standard on financial instruments. Under the simplified approach, the entity does not track changes in credit risk, but instead recognises the loss allowance at an amount equal to lifetime ECL at initial recognition and throughout its life at each reporting date. For the credit risk on the financial assets an ongoing credit evaluation is performed on the financial condition of the debtors and any loss is recognised in profit or loss. Reviews and assessments of credit exposures in excess of designated limits are made. Renewals and reviews of credits limits are subject to the same review process.

Cash and cash equivalents are also subject to the impairment requirements of the standard on financial instruments. There was no identified impairment loss.

SINGAPORE CANCER SOCIETY**32. Financial instruments: information and financial risks (cont'd)****32E. Liquidity risk – financial instruments maturity analysis**

The liquidity risk refers to the difficulty in meeting obligations associated with financial liabilities that are settled by delivering cash or another financial asset. It is expected that all the liabilities will be settled at their contractual maturity. The average credit period taken to settle trade payables is about 30 days (2022: 30 days). The other payables are with short-term durations. The classification of the financial assets is shown in the statement of financial position as they may be available to meet liquidity needs and no further analysis is deemed necessary. In order to meet such cash commitments the operating activities are expected to generate sufficient cash inflows.

The following table analyses non-derivative financial liabilities by remaining contractual maturity (contractual and undiscounted cash flows):

	Less than <u>1 year</u> \$	<u>2 – 3 years</u> \$	More than <u>3 years</u> \$	<u>Total</u> \$
<u>2023:</u>				
Gross lease liabilities	544,437	434,678	–	979,115
Trade payables	4,238,739	–	–	4,238,739
	<u>4,783,176</u>	<u>434,678</u>	<u>–</u>	<u>5,217,854</u>
<u>2022:</u>				
Gross lease liabilities	458,746	64,085	1,096	523,927
Trade payables	2,366,568	–	–	2,366,568
	<u>2,825,314</u>	<u>64,085</u>	<u>1,096</u>	<u>2,890,495</u>

The above amounts disclosed in the maturity analysis are the contractual undiscounted cash flows and such undiscounted cash flows differ from the amount included in the statement of financial position. When the counterparty has a choice of when an amount is paid, the liability is included on the basis of the earliest date on which it can be required to pay.

32F. Interest rate risk

The interest rate risk exposure is mainly on interest-bearing financial assets. The following table analyses the breakdown by type of interest rate:

	<u>2023</u> \$	<u>2022</u> \$
<u>Financial assets with interest</u>		
Fixed rate	<u>101,277,867</u>	<u>95,447,808</u>
<u>Financial liabilities with interest</u>		
Fixed rate	<u>916,651</u>	<u>510,939</u>

The above comprises mainly interest bearing fixed deposits (Note 22), quoted debt asset instruments (Note 18) and lease liabilities (Note 23).

Sensitivity analysis: The effect on statement of financial activities is not significant.

SINGAPORE CANCER SOCIETY**32. Financial instruments: information and financial risks (cont'd)****32G. Foreign currency risks**

Foreign exchange risk arises on financial instruments that are denominated in a foreign currency, ie in a currency other than the functional currency in which they are measured. For the purpose of this financial reporting standard on financial instruments: disclosures, currency risk does not arise from financial instruments that are non-monetary items or from financial instruments denominated in the functional currency.

The Society is not exposed to significant foreign exchange risks.

32H. Equity price risk

There are investments in quoted bonds. As a result, such investments are exposed to market price risk arising from uncertainties about future values of these investments. The fair values of these assets and their sensitivity analysis are disclosed in Note 18.

33. Reclassifications and comparative figures

Certain regrouping or reclassifications were made in the balances in the financial statements for last year. The material changes in the balances included the following:

	<u>Regrouping / Reclassifications</u>		
	<u>Total fund</u> <u>After</u> \$	<u>Total fund</u> <u>Before</u> \$	<u>Total fund</u> <u>Difference</u> \$
<u>2022 Statement of Financial Activities:</u>			
<u>Income</u>			
Voluntary income	11,586,485	12,378,659	(792,174)
Fund generating activities	4,929,537	5,371,571	(442,034)
Charitable income	3,210,245	820	3,209,425
Grants income	3,963,454	–	3,963,454
Sundry income	9,398	5,948,069	(5,938,671)
<u>Expenses</u>			
Cost of generating voluntary			
- Fundraising	1,529,300	438,168	1,091,132
Cost of funds generating activities	<u>3,207,278</u>	<u>4,298,410</u>	<u>(1,091,132)</u>

The reclassifications were made to enhance comparability with current year's statement of comprehensive income only. There are no changes to other components of the financial statements.

The above regrouping or reclassifications did not require modifications and reclassifications to financial statements measurements. As permitted by the financial reporting standard on the presentation of financial statements the third statement of financial position at the beginning the preceding reporting year is not presented because above regrouping have no material effect on the information in the statement of financial position at the beginning of the preceding period.

SINGAPORE CANCER SOCIETY

34. Changes and adoption of financial reporting standards

For the current reporting year the ASC issued amendments to FRS 1 and Practice Statement 2 on disclosures of material accounting policy information and other explanatory information. Immaterial information need not be disclosed. Disclosures should not obscure material accounting policy information (such as material information being obscured, or information regarding a material item, transaction or other event is scattered throughout the financial statements, etc). In addition, the ASC issued certain new or revised financial reporting standards. None had material impact on the Society.

35. New or amended standards in issue but not yet effective

For the future reporting years the ASC issued certain new or revised financial reporting standards. None is expected to have material impact on the Society based on its current operations.